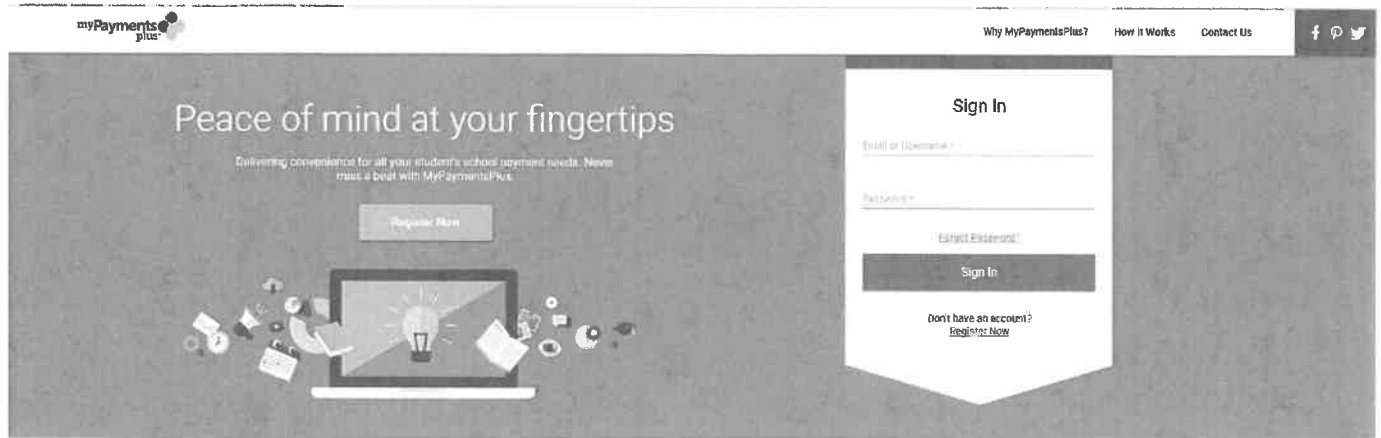


## HOW TO REGISTER A MYPAYMENTSPLUS ACCOUNT



### Step 1:

- Go to [www.MyPaymentsPlus.com](http://www.MyPaymentsPlus.com)
- Click "Register Now"

**Register**

Search for School District

Georgia (GA) ▼

Gwinnett County Public Sch... ▼

**Create Account**  
Enter your personal information. You will add students at a later step.

Joe

Smith

example@gmail.com


.....

.....


By clicking Register, you agree to our [Privacy Policy](#) and [Terms of Use](#)

### Step 2:

- First**, click the drop-down option and pick the state your child's school district is in.
- Second**, click the drop-down option for your child's school district. If you don't see your school district, double check and make sure the state is correct.
- Third**, give your first/last name, a valid email address, and password.
- Make sure everything is correct before proceeding, then click "Register."



Find District      Register      Relationship to District      Add Students



### Your Account has been Created!

We've sent a welcome email to the address you provided.

This site will work best if we know your relationship with **Gwinnett County Public Schools**  
(Check all that apply)

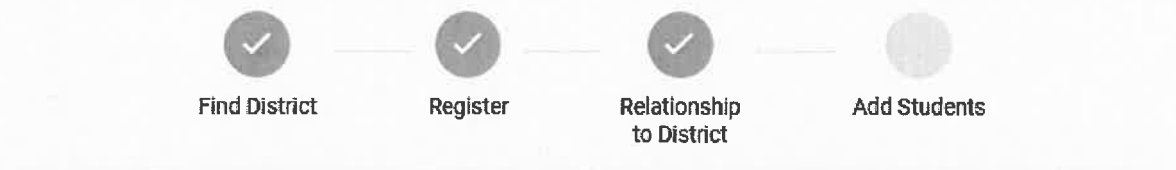
- I am a **Parent or Guardian** with student(s) in Gwinnett County Public Schools
- I am a **Student** in the district
- I work in the district (**Staff Member**)
- I'm a **Guest** interested in district activities and/or I want to support the district

**Next**


**Step 3:**

-Please select whether you are a *Parent/Guardian, Student, Staff Member, or Guest.*

-After you have selected the appropriate option, click “next.”



Find District    Register    Relationship to District    Add Students



### Add Student(s) to Your Account

Adding your student(s) from **Gwinnett County Public Schools** will allow you to manage meal account balances, track meal purchases, pay for school expenses and more.

Student ID #  
9932590

Where to find Student ID?

Student Last Name  
Smith

**Add Student**

Change School District

### My Students

There are 0 students on your account.

[Skip for Now](#)    **Done**

### Step 4:

- Type in your child's student ID number and last name.
- Then click "add student."
- Do this for all your children. If you have a child in a different school district, just simply click "change school district."
- After your children are added, click "done."

