

Northwest / West Central Ohio Public Education Survey

Q1 Please select which school your child/children attend from the drop down menu. If your district is not listed, you may fill out the survey without answering question #1.

Answered: 61 Skipped: 0

Ada Schools

Archbold
Schools

Bath Local
Schools

Bellevue
Schools

Celina City
Schools

Columbus Grove
Local Schools

Coldwater
Exempted...

Cory-Rawson
Schools

Delphos City
School

Elda Local
Schools

Fairlawn Local
Schools

Gibsonburg
Schools

Hardin
Northern...

Hopewell-Loudon
School

Indian Lake
Local Schools

Jennings Local
School

Northwest / West Central Ohio Public Education Survey

Kenton Schools

Liberty-Benton
Schools

Lima City
Schools

Lincolnview
Schools

Marion Local
Schools

McComb Local
Schools

Miller City -
New Clevelan...

Minster Schools

New Riegel
Schools

Ottawa
Glandorf...

Ottoville
Schools

Pandora-Gilboa
Schools

Parkway Schools

Ridgmont
Schools

Riverdale
Schools

Russia Local
Schools

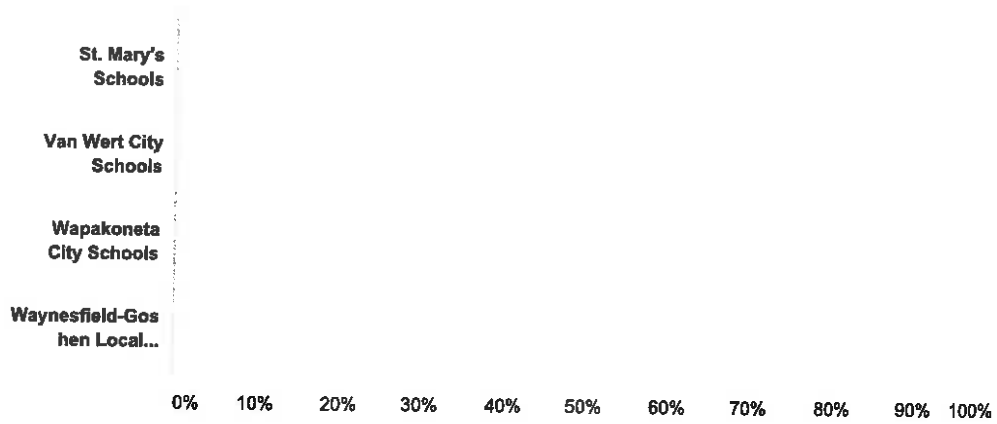
Seneca East
Schools

Shawnee
Schools

Spencerville
Local Schools

St. Henry

Northwest / West Central Ohio Public Education Survey



Answer Choices

Responses

Ada Schools	0.00%
*****	0.00%
Archbold Schools	0.00%
Bath Local Schools	0.00%
Bellevue Schools	0.00%
Celina City Schools	0.00%
Columbus Grove Local Schools	0.00%
Coldwater Exempted Village	0.00%
Cory-Rawson Schools	100.00%
Delphos City School	0.00%
Elida Local Schools	0.00%
Fairlawn Local Schools	0.00%
Gibsonburg Schools	0.00%
Hardin Northern Schools	0.00%
Hopewell-Loudon School	0.00%
Indian Lake Local Schools	0.00%
Jennings Local School	0.00%
Kenton Schools	0.00%
Liberty-Benton Schools	0.00%
Lima City Schools	0.00%
Lincolnview Schools	0.00%
Marion Local Schools	0.00%
*****	0.00%
McComb Local Schools	0.00%

Northwest / West Central Ohio Public Education Survey

Miller City - New Cleveland Schools	0.00%
Minster Schools	0.00%
New Riegel Schools	0.00%
Ottawa Glandorf Schools	0.00%
Ottoville Schools	0.00%
Pandora-Gilboa Schools	0.00%
Parkway Schools	0.00%
Ridgemont Schools	0.00%
Riverdale Schools	0.00%
Russia Local Schools	0.00%
Seneca East Schools	0.00%
Shawnee Schools	0.00%
Spencerville Local Schools	0.00%
St. Henry Schools	0.00%
St. Mary's Schools	0.00%
Van Wert City Schools	0.00%
Wapakoneta City Schools	0.00%
Waynesfield-Goshen Local Schools	0.00%
Total	

#

Other (please specify)

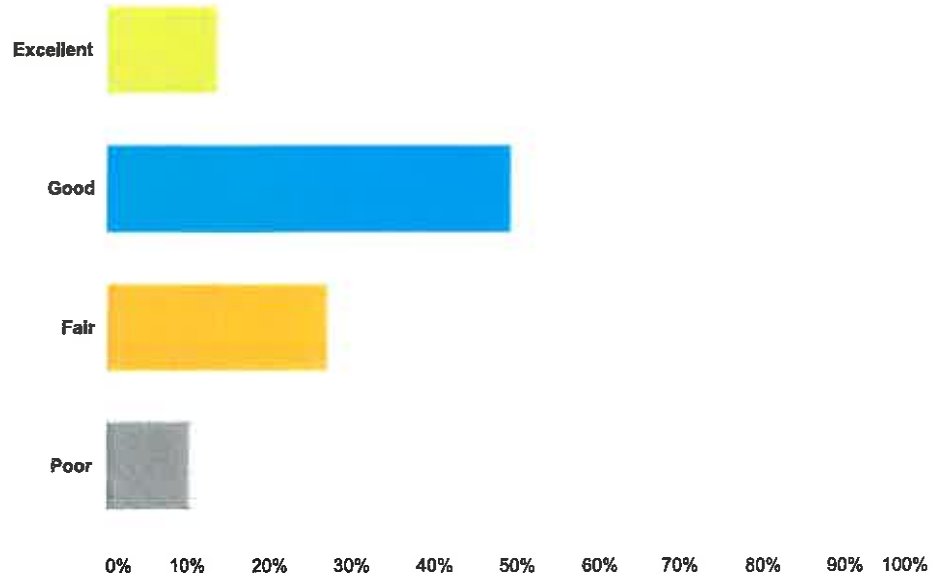
Date

There are no responses.

Northwest / West Central Ohio Public Education Survey

Q2 Thinking about your local public school district, how do you think it is doing in preparing children for their future?

Answered: 59 Skipped: 2

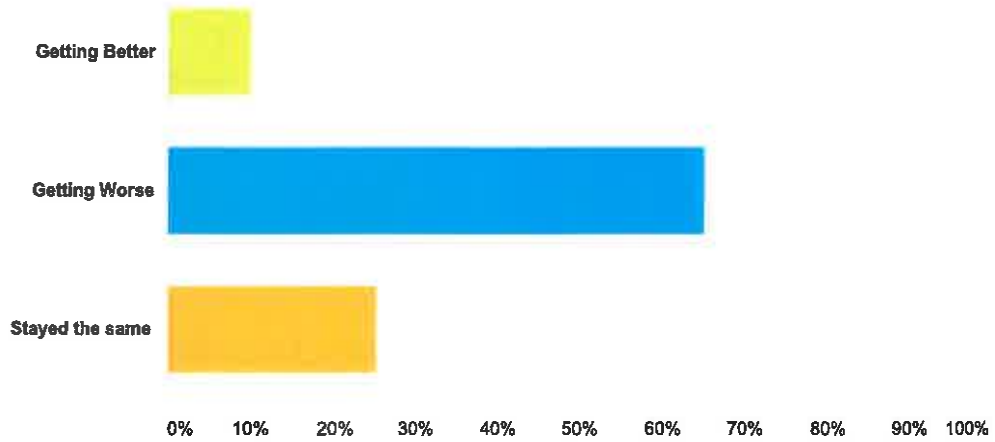


Answer Choices	Responses
Excellent	13.56%
Good	49.15%
Fair	27.12%
Poor	10.17%
Total	

Northwest / West Central Ohio Public Education Survey

Q3 In your opinion, is K through 12 public education getting better, worse, or has stayed the same over the last 5 years?

Answered: 60 Skipped: 1



Answer Choices

Getting Better

Getting Worse

Stayed the same

Total

Responses

10.00%

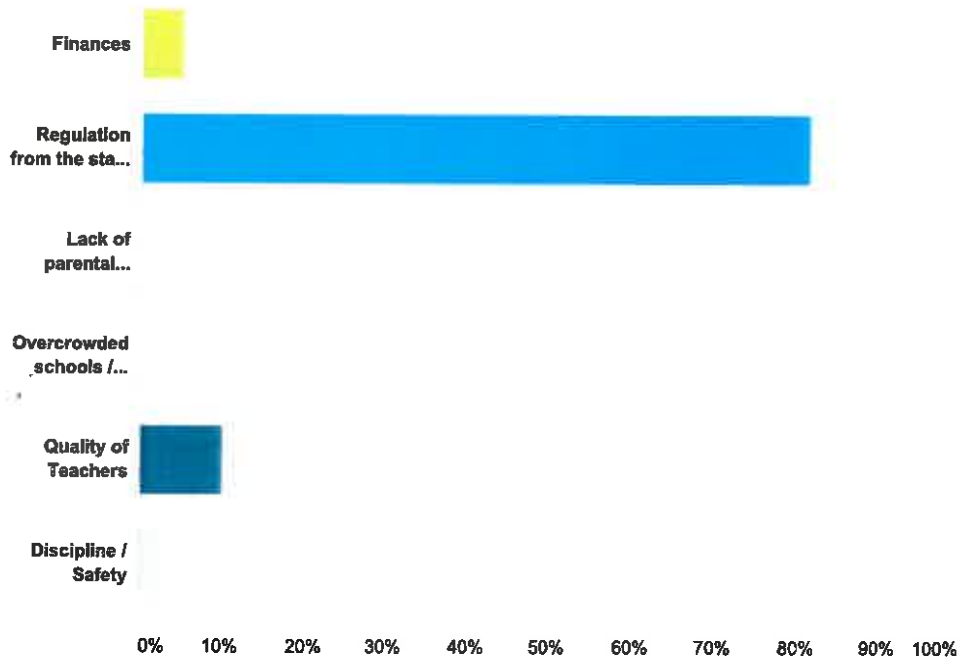
65.00%

25.00%

Northwest / West Central Ohio Public Education Survey

Q4 Which issue do you feel is the biggest problem facing our schools?

Answered: 59 Skipped: 2

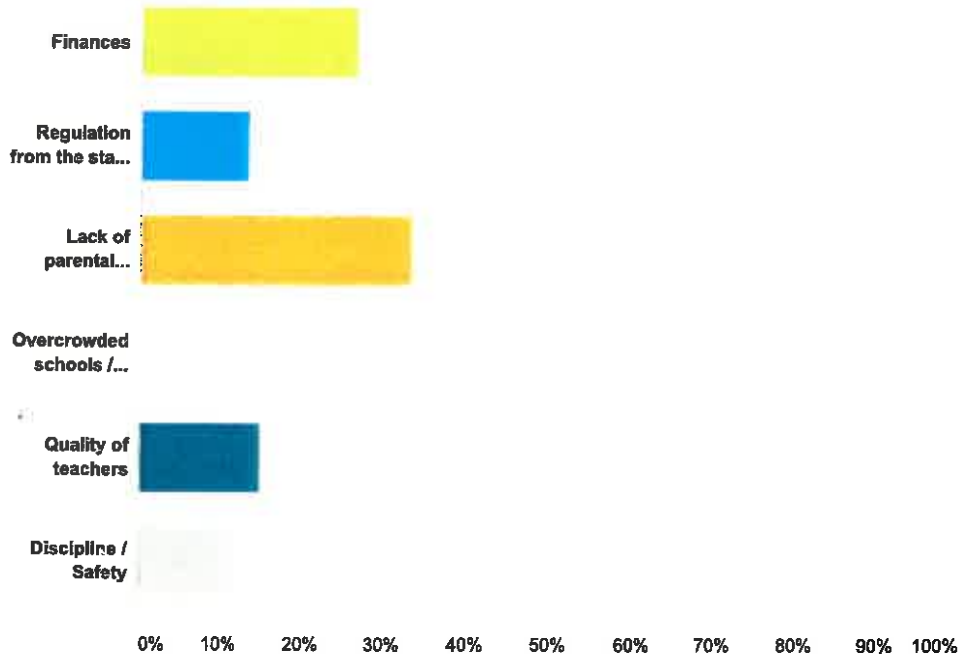


Answer Choices	Responses
Finances	5.08%
Regulation from the state and federal government	81.36%
Lack of parental involvement	0.00%
Overcrowded schools / classroom size	0.00%
Quality of Teachers	10.17%
Discipline / Safety	3.39%
Total	

Northwest / West Central Ohio Public Education Survey

Q5 Which issue do you feel is the second biggest problem facing our schools?

Answered: 60 Skipped: 1

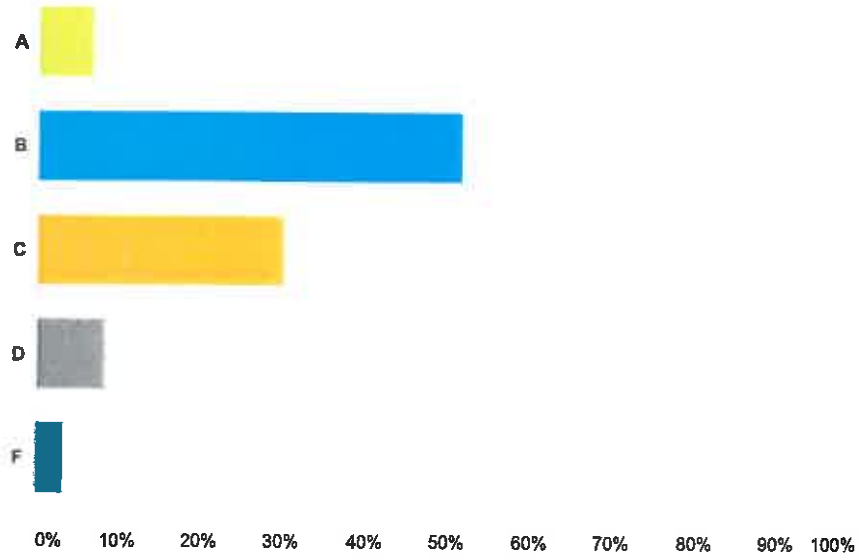


Answer Choices	Responses
Finances	26.67%
Regulation from the state and federal government	13.33%
Lack of parental involvement	33.33%
Overcrowded schools / classroom size	0.00%
Quality of teachers	15.00%
Discipline / Safety	11.67%
Total	

Northwest / West Central Ohio Public Education Survey

Q6 What letter grade would you give your local school district?

Answered: 30 Skipped: 1



Answer Choices

- A
- B
- C
- D
- F

Responses

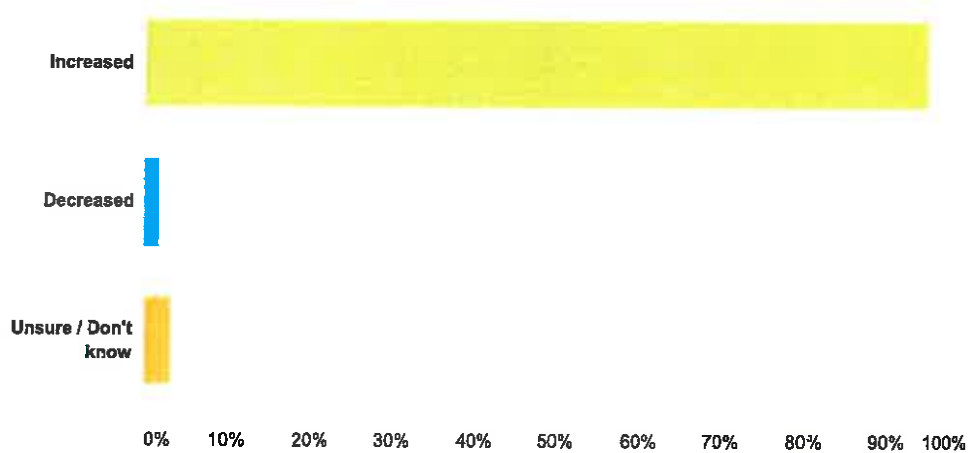
- 6.67%
- 51.67%
- 30.00%
- 8.33%
- 3.33%

Total

Northwest / West Central Ohio Public Education Survey

Q7 Do you believe that regulations / mandates for public schools from the state have increased or decreased over the past 5 years? (example: testing mandates, teacher evaluation mandates, etc)

Answered: 60 Skipped: 1

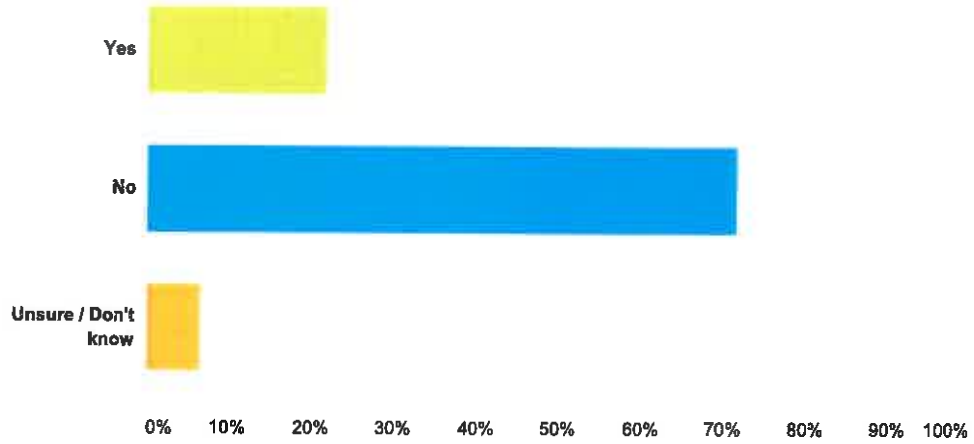


Answer Choices	Responses
Increased	95.00%
Decreased	1.67%
Unsure / Don't know	3.33%
Total	

Northwest / West Central Ohio Public Education Survey

Q8 Should scores from standardized tests be a part of the teacher evaluation process?

Answered: 60 Skipped: 1



Answer Choices

Yes

No

Unsure / Don't know

Total

Responses

21.67%

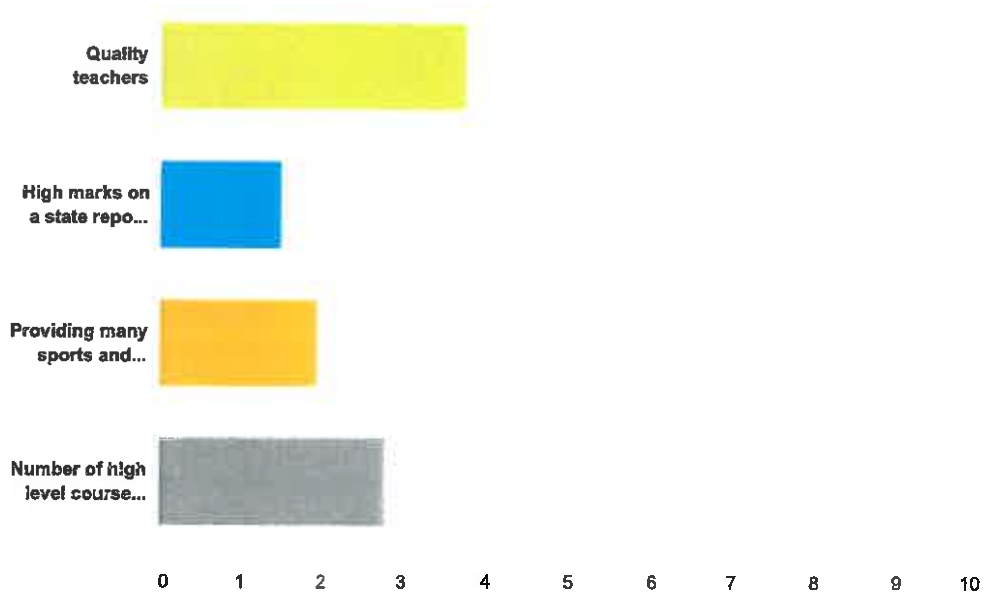
71.67%

6.67%

Northwest / West Central Ohio Public Education Survey

Q8 When thinking about how you evaluate the quality of a school, please place the following in ranking order, with one (1) being most important and four (4) being the least important.

Answered: 60 Skipped: 1



	1	2	3	4	Tot
Quality teachers	83.05%	11.86%	0.00%	5.08%	
	49	7	0	3	
High marks on a state report card	3.39%	8.47%	22.03%	66.10%	
	2	5	13	39	
Providing many sports and other extra curricular activities	3.45%	12.07%	60.34%	24.14%	
	2	7	35	14	
Number of high level course offerings (many course offerings)	8.33%	68.33%	16.67%	6.67%	
	5	41	10	4	

Northwest / West Central Ohio Public Education Survey

Q10 In regards to question 9, are there other items that you would like to list as attributes that make a school a quality school?

Answered: 30 Skipped: 31

#	Responses	Date
1	no	4/13/2016 9:
2	None	4/9/2016 2:4
3	Communication with parents/school personnel	3/18/2016 1:
4	community involvement	3/13/2016 5:
5	how they deal with bullying how well they work with children with special needs and children with advanced placement needs	3/12/2016 11
6	NA	3/12/2016 12
7	a real graduation rate	3/12/2016 7:
8	Longevity of staff	3/11/2016 9:
9	Quality administrators and boards	3/11/2016 8:
10	Friendliness. Curriculum.	3/11/2016 7:
11	IEP Programs Facilities	3/11/2016 6:
12	School spirit and opportunity for parental involvement on different levels.	3/11/2016 4:
13	A quality school provides a well-rounded education for all students. It meets the needs to each individual student at their current level.	3/11/2016 3:
14	I believe a dress code should be enforced or school uniforms should be required. Length of hair and facial hair should be mandated too.	3/11/2016 2:
15	open enrollment hurts school coaching	3/11/2016 2:
16	The quality of families	3/11/2016 2:
17	Small class sizes,	3/10/2016 8:
18	Admin staff, support staff, parental involvement, community involvement just to add a few	3/10/2016 10
19	The materials and resources available to students and teachers, parent involvement, educational programs for title students (reading and math); special education; and gifted, school and community working together	3/10/2016 6:
20	No	3/9/2016 10:
21	Graduation Rates School Climate Student Citizenship	3/9/2016 8:0
22	community support and involvement	3/9/2016 5:5
23	*teacher communication with parents *community involvement *up to date technology *percentage achieving higher education or job placement after high school (including following their calling to parenting, non-profits, entrepreneurship, etc).	3/9/2016 4:4:
24	Pride in the school	3/9/2016 1:3:
25	Strong community atmosphere, this is where extra curricular activities play a huge role.	3/9/2016 1:3:
26	Hands on learning. Strong emphasis on critical thinking & the arts. Every day life like checkbook balancing and budgeting.	3/9/2016 1:3:
27	Friendly/helpful staff	3/9/2016 1:2:

Northwest / West Central Ohio Public Education Survey

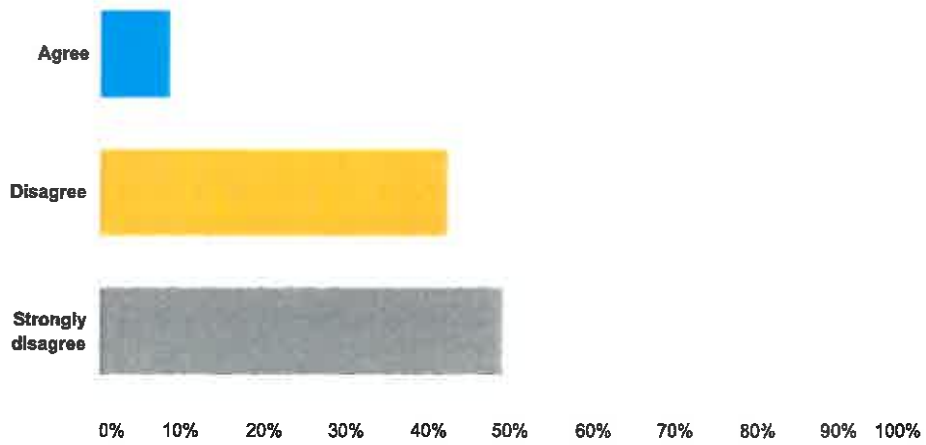
28	Strong leadership Discipline Faculty with a strong moral compass Faculty that REALLY care about the students and not just about the scores on tests	3/9/2016 12:
29	Strong administrators and good discipline	3/9/2016 9:0
30	Age appropriate libraries Decent meal times...kids not having to rush to eat	3/8/2016 12:

Northwest / West Central Ohio Public Education Survey

Q11 I believe my local property tax dollars should support for-profit charter schools.

Answered: 59 Skipped: 2

Strongly agree



Answer Choices

Responses

Strongly agree

0.00%

Agree

8.47%

Disagree

42.37%

Strongly disagree

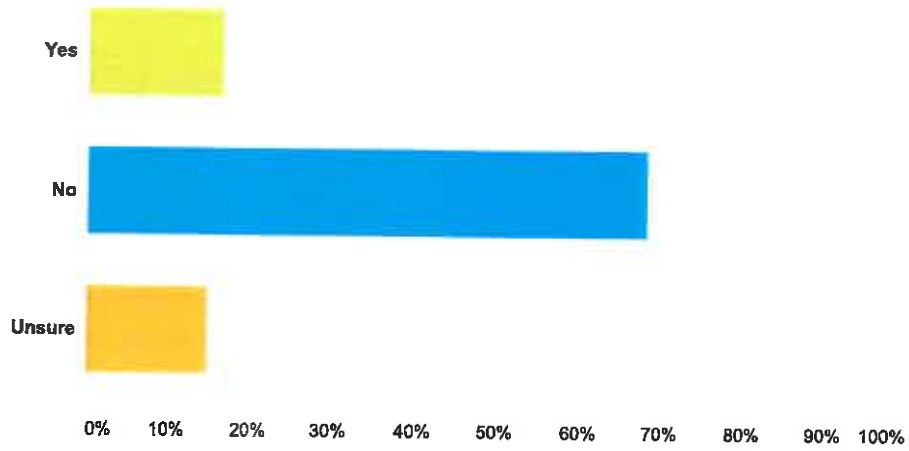
49.15%

Total

Northwest / West Central Ohio Public Education Survey

Q12 Should parents and students who choose private schools be able to use publicly supported vouchers / tax dollars to pay for that choice?

Answered: 60 Skipped: 1

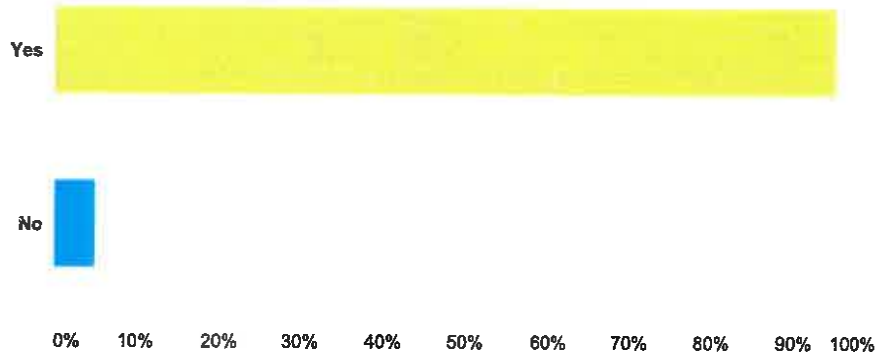


Answer Choices	Responses
Yes	16.67%
No	68.33%
Unsure	15.00%
Total	

Northwest / West Central Ohio Public Education Survey

Q13 Should any school receiving public tax dollars be held to the same standards of transparency and accountability as your local public school?

Answered: 60 Skipped: 1



Answer Choices

Yes

No

Total

Responses

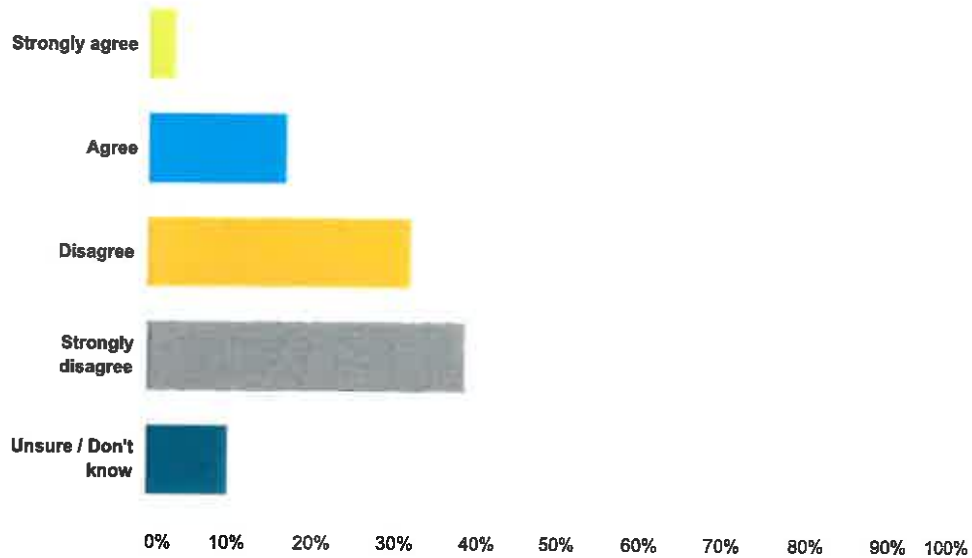
95.00%

5.00%

Northwest / West Central Ohio Public Education Survey

Q14 Policy decisions at the state level are in the best interest of our local schools.

Answered: 60 Skipped: 1

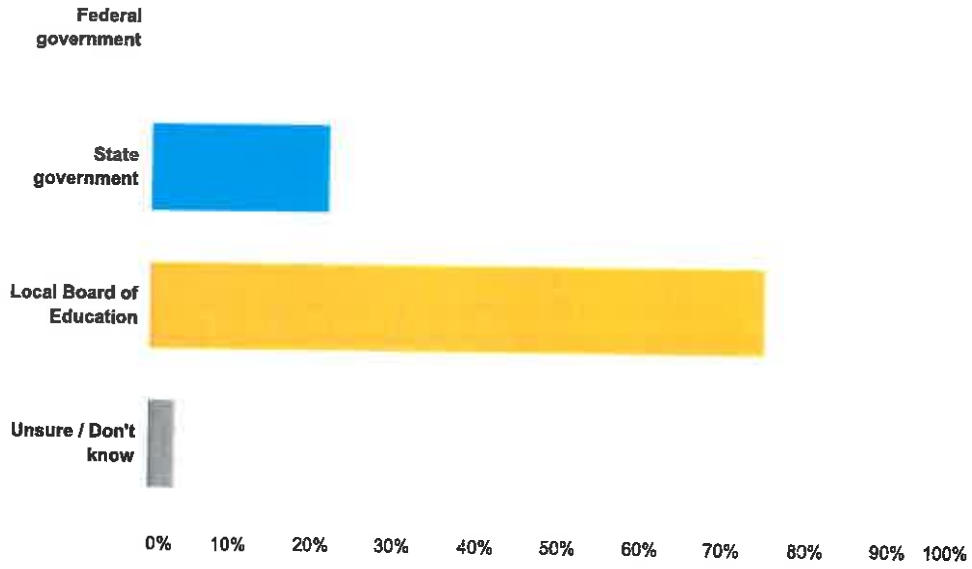


Answer Choices	Responses
Strongly agree	3.33%
Agree	16.67%
Disagree	31.67%
Strongly disagree	38.33%
Unsure / Don't know	10.00%
Total	

Northwest / West Central Ohio Public Education Survey

Q15 Who should control your local school district?

Answered: 60 Skipped: 1

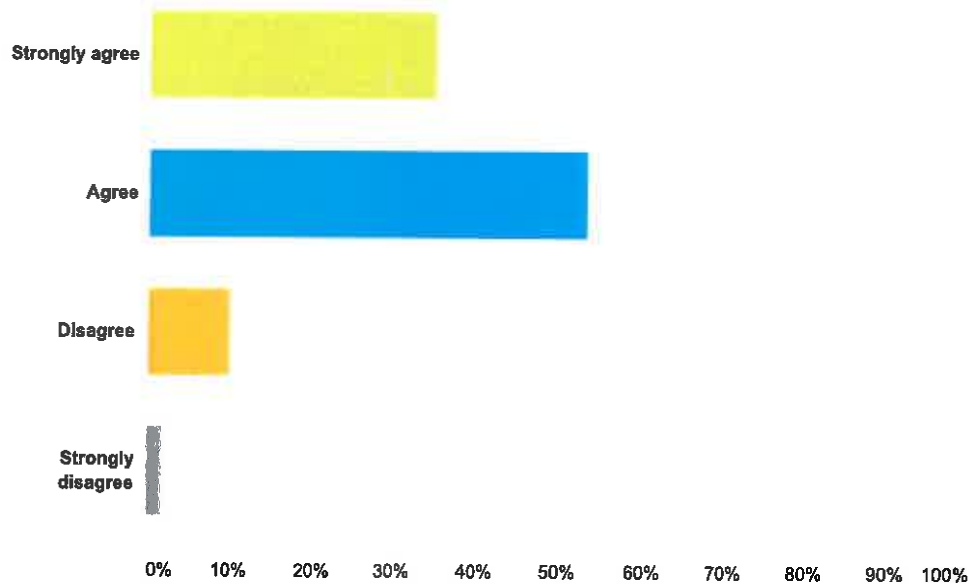


Answer Choices	Responses
Federal government	0.00%
State government	21.67%
Local Board of Education	75.00%
Unsure / Don't know	3.33%
Total	

Northwest / West Central Ohio Public Education Survey

Q16 I feel connected to my local school.

Answered: 50 Skipped: 0



Answer Choices

Strongly agree

Agree

Disagree

Strongly disagree

Total

Responses

35.00%

53.33%

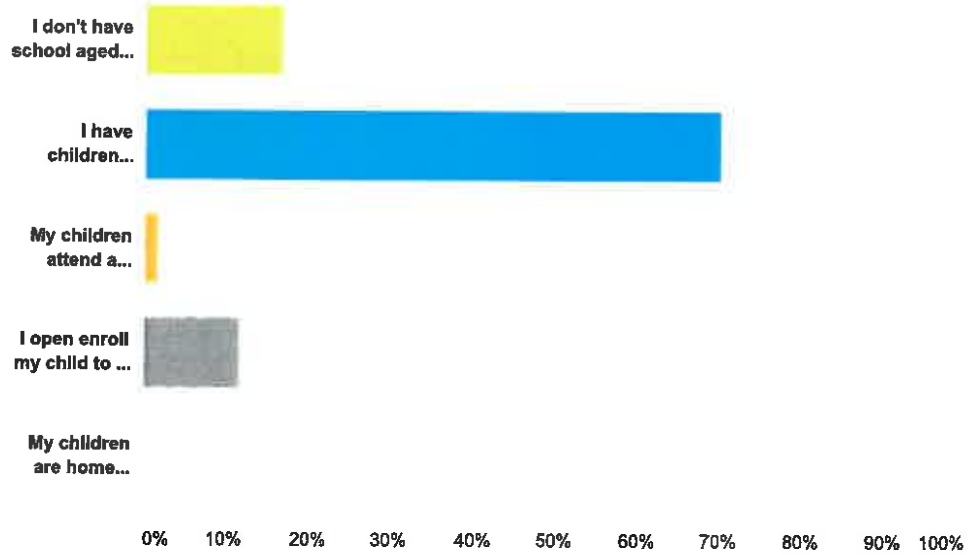
10.00%

1.67%

Northwest / West Central Ohio Public Education Survey

Q17 Please tell us which of the following classifications best describes you:

Answered: 69 Skipped: 1



Answer Choices	Respo
I don't have school aged children in my home.	15.57%
I have children enrolled in public school.	70.00%
My children attend a private or charter school.	1.67%
I open enroll my child to a school outside of the district in which I live in.	11.57%
My children are home schooled.	0.00%
Total	